

5 200m Freestyle Mixed Final

































Official

Entries Heats Summary











Total

Rank	Competitor	Age	Club	RT	PTS	Result
1	Barnes Kyle	30	Speed Dem...	0.78		2:06.81 Entry: 2:08.00 -1.19
	50m: 29.61		100m: 1:01.36 (31.75)			150m: 1:34.08 (32.72)
			200m: 2:06.81 (32.73)			
2	Wiseman H...	29	Roskill Mas...	0.75		2:13.04 Entry: 2:15.00 -1.96
	50m: 31.12		100m: 1:04.41 (33.29)			150m: 1:38.32 (33.91)
			200m: 2:13.04 (34.72)			
3	Baird Alex	29	Roskill Mas...	0.72		2:16.56 Entry: 2:16.50 +0.06
	50m: 30.72		100m: 1:05.16 (34.44)			150m: 1:43.01 (37.85)
			200m: 2:16.56 (33.55)			
4	Liversidge ...	47	North Shor...	0.89		2:18.16 Entry: 2:21.37 -3.21
	50m: 31.69		100m: 1:06.58 (34.89)			150m: 1:42.68 (36.10)
			200m: 2:18.16 (35.48)			
5	Field Tessa	31	Levin Masters	0.71		2:19.03 Entry: 2:19.25 -0.22
	50m: 31.35		100m: 1:06.11 (34.76)			150m: 1:42.37 (36.26)
			200m: 2:19.03 (36.66)			
6	Soutter Hor...	51	Jasi Masters	0.79		2:20.20 Entry: 2:23.50 -3.30
	50m: 32.79		100m: 1:07.75 (34.96)			150m: 1:43.82 (36.07)
			200m: 2:20.20 (36.38)			
7	Jaidin Adam	41	South City ...	0.79		2:20.46 Entry: 2:25.84 -5.38
	50m: 32.26		100m: 1:07.63 (35.37)			150m: 1:44.48 (36.85)
			200m: 2:20.46 (35.98)			
8	Comer Adam	24	Roskill Mas...	0.63		2:23.07 Entry: 2:25.00 -1.93
	50m: 31.81		100m: 1:07.08 (35.27)			150m: 1:44.80 (37.72)
			200m: 2:23.07 (38.27)			
9	Suppiah Ravi	47	SwimTastic ...	0.77		2:23.45 Entry: 2:30.00 -6.55
	50m: 31.60		100m: 1:08.52 (36.92)			150m: 1:47.51 (38.99)
			200m: 2:23.45 (35.94)			
10	Dalzell David	32	Queen Eliz...	0.78		2:24.95 Entry: 2:15.00 +9.95
	50m: 29.61		100m: 1:03.66 (34.05)			150m: 1:43.88 (40.22)
			200m: 2:24.95 (41.07)			
11	Mckay Jord...	33	Unaffiliated	0.89		2:27.24 Entry: 2:30.00 -2.76
	50m: 34.27		100m: 1:10.96 (36.69)			150m: 1:48.63 (37.67)
			200m: 2:27.24 (38.61)			
12	Troiani Marco	56	Jasi Masters	0.87		2:28.64 Entry: 2:29.00 -0.36
	50m: 34.33		100m: 1:12.20 (37.87)			150m: 1:50.82 (38.62)
			200m: 2:28.64 (37.82)			
13	Scott Gemma	36	Waitakere ...	0.90		2:30.42 Entry: 2:26.24 +4.18
	50m: 33.96		100m: 1:12.02 (38.06)			150m: 1:51.23 (39.21)
			200m: 2:30.42 (39.19)			
14	Crotty Robyn	64	Jasi Masters	0.84		2:31.18 Entry: 2:32.00 -0.82
	50m: 36.17		100m: 1:14.42 (38.25)			

	150m: 2:06.95 (45.83)	200m: 2:51.71 (44.76)			
31	 Ruttersmith...	62  Katikati Ma...	0.87	2:56.75 Entry: 2:55.00 +1.75	
	50m: 39.60 150m: 2:11.04 (46.14)	100m: 1:24.90 (45.30) 200m: 2:56.75 (45.71)			
32	 Johnson Dale	30  Unaffiliated	0.91	2:57.70 Entry: 3:00.00 -2.30	
	50m: 35.22 150m: 2:07.29 (48.38)	100m: 1:18.91 (43.69) 200m: 2:57.70 (50.41)			
33	 Burnard Cl...	66  Makino Ma...		2:58.50 Entry: 3:03.00 -4.50	
	50m: 41.21 150m: 2:12.66 (46.88)	100m: 1:25.78 (44.57) 200m: 2:58.50 (45.84)			
34	 Hobson Cla...	39  Waitakere ...	0.97	2:58.64 Entry: 3:10.00 -11.36	
	50m: 42.06 150m: 2:13.88 (46.67)	100m: 1:27.21 (45.15) 200m: 2:58.64 (44.76)			
35	 Sjosten Karin	51  North Shor...	0.92	3:04.81 Entry: 2:50.00 +14.81	
	50m: 38.68 150m: 2:14.60 (50.28)	100m: 1:24.32 (45.64) 200m: 3:04.81 (50.21)			
36	 Pinfold Ele...	75  Waikato Ma...		3:09.07 Entry: 3:30.00 -20.93	
	50m: 44.58 150m: 2:22.90 (50.07)	100m: 1:32.83 (48.25) 200m: 3:09.07 (46.17)			
37	 Martin Lynley	64  Waikato Ma...	0.88	3:14.18 Entry: 3:30.00 -15.82	
	50m: 43.19 150m: 2:22.35 (50.88)	100m: 1:31.47 (48.28) 200m: 3:14.18 (51.83)			
38	 Lee Hong	42  North Shor...	0.94	3:21.81 Entry: 3:10.00 +11.81	
	50m: 45.30 150m: 2:28.21 (53.57)	100m: 1:34.64 (49.34) 200m: 3:21.81 (53.60)			
39	 Kong Emma	39  Manukau M...	0.80	3:25.02 Entry: 3:50.00 -24.98	
	50m: 43.72 150m: 2:30.25 (55.20)	100m: 1:35.05 (51.33) 200m: 3:25.02 (54.77)			
40	 Taylor Isobel	75  Waikato Ma...		3:38.39 Entry: 3:50.00 -11.61	
	50m: 47.95 150m: 2:43.71 (59.12)	100m: 1:44.59 (56.64) 200m: 3:38.39 (54.68)			
41	 Foote Karina	52  Blenheim M...		3:45.05 Entry: 3:55.00 -9.95	
	50m: 49.33 150m: 2:45.64 (1:00.31)	100m: 1:45.33 (56.00) 200m: 3:45.05 (59.41)			
42	 Agterkamp ...	39  Jasi Masters		4:10.81 Entry: 4:00.00 +10.81	
	50m: 51.45 150m: 3:01.00 (1:07.71)	100m: 1:53.29 (1:01.84) 200m: 4:10.81 (1:09.81)			
43	 Hill Ali	44  Dunedin M...		4:17.93 Entry: 4:30.00 -12.07	
	50m: 1:00.44 150m: 3:14.05 (1:07.28)	100m: 2:06.77 (1:06.33) 200m: 4:17.93 (1:03.88)			
44	 Haldane Sa...	60  Waikato Ma...		4:22.08 Entry: 4:30.00 -7.92	
	50m: 55.20 150m: 3:13.39 (1:12.68)	100m: 2:00.71 (1:05.51) 200m: 4:22.08 (1:08.69)			
45	 Johnstone ...	73  Waitakere ...		4:40.65 Entry: 4:46.00 -5.35	
	50m: 50.44 150m: 3:18.27 (1:19.13)	100m: 1:59.14 (1:08.70) 200m: 4:40.65 (1:22.38)			
46	 Milne Marg	78  Whalers		4:42.72 Entry: 4:35.00 +7.72	
	50m: 1:03.79 100m: 2:16.78 (1:12.99)				

150m: 3:31.57 (1:14.79) 200m: 4:42.72 (1:11.15)

-	 Villanueva ...	45	 Unaffiliated	DNS
-	 Solomon J...	31	 Hamilton A...	DNS
-	 Butters Carly	32	 Waitakere ...	DNS
-	 Prescott St...	71	 Dunedin M...	DNS